

Super Duper Magic Tricks

Alvo Stockman

Dupes are “duplicate” deceptive instructions that you can share with your audience. They contain methods that delight the imagination, and toe the line between what’s real and what’s impossible. Some can even be given to your spectators, allowing them to go home and try the effects for themselves, extending the magical experience greatly.

You can use them as a dodge, to not take credit for magic tricks.

You can use them to fool people not once but twice with a single trick.

You can use them to explain that you’re just as amazed as they are.

You can simply use them to create even more wonder.

You can use them to enhance a simple magic trick.

However you use them, I hope you enjoy.

Alvo

- 1. Print out the tricks that follow and carry them around with you.**
- 2. Leave them out on the table as you perform.**
- 3. Forget them laying around when you leave.**

Rats in Broad Daylight!? by DÍA VERMINO

Copyright 1971, Academia de Magia de Buenos Aires. Translated by Alvo Stockman. Published with permission.

The Effect: The wonder weaver asks the audience if they'd like to see something "unusual." He then places 3 different rats on the table (one white, one black, and one with a crazed look in its eye). "You don't normally see rats in broad daylight. Which makes this rather unusual." he says. The magician then asks a spectator to point to any rat. No matter which is chosen, the magician reveals a prediction that proves he knew with 100% certainty which one they'd pick.

The Secret:

While we all want to believe we're complex life forms, humans are simple creatures. Through years of study, I've devised a nearly fool-proof system to determine which rat a person will select based on their demeanor. It is surprisingly reliable and transcends language and culture. Keep the secret safe and it will serve you well.

Step 1: Ask the spectator if they'd like to see something unusual. As they react to the question, pay attention to their eyes.

If your spectator seems skeptical they will choose the white rat.

Subconsciously they want to choose purity and honesty, to shine a bright light on, and to expose your deceptions.

If your spectator looks worried they will choose the black rat.

Subconsciously they want to blend into the background and go unnoticed.

If your spectator seems confused they will choose the crazed rat.

This is the subtly suggested choice (see below), and for someone still trying to grasp what you're asking while seeming to understand what's going on, this is the safe option.

Step 2: Write your prediction down. Keep some extra pieces of paper with you if performing often.

Step 3: Lay the rats on the table, with the white and black closer together and the crazed one slightly farther from the others (subtle suggestion #1).


Step 4: Gesture towards the rats as you introduce them but leave your hand lingering over the crazed one for an extra second or two (subtle suggestion #2).

Step 5: Ask your spectator to point to any rat.

Step 6: After they choose, in as theatrical a manner as you can muster, reveal your prediction.


Take a bow, you've performed a miracle!

Remember, never reveal the secrets to your magic.



Rats in Broad Daylight!?

*A psychological
magic trick.*



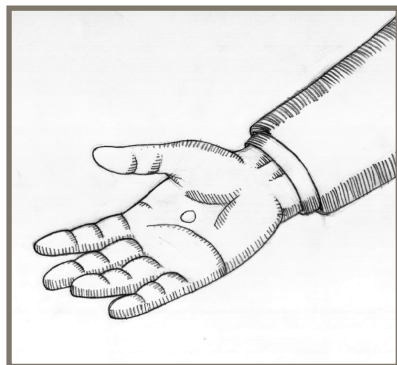
Ultra Vanishing Coin by Erik Roth Downs

Copyright 2006, Chemistry is Magic. All rights reserved.

The Effect: The magician takes a coin and vanishes it without a trace.

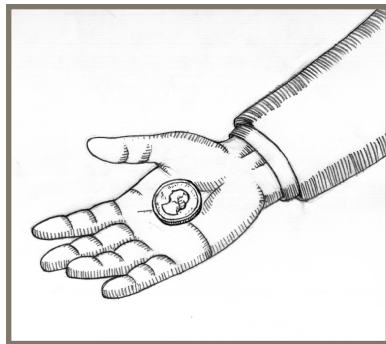
The Secret: A chemical substance known as concentrated sulfuric acid can melt metal. However, in its raw form it will also cause extreme skin irritation which makes it impractical for magic. You have been provided with a special chemical suspension of sulfuric acid encapsulated in a natural hydrogel. This “nano gel” encapsulation allows the powerful acid to suspend safely above your skin.

Step 1: Put a pea-sized drop of the provided “Ultra Gel” onto the palm of one hand before performing. For your safety, use as little as necessary based on the size of the coin. When pressed against the metal of the coin, the ionic attraction between metal and non-metal (the gel) will react quickly and dissolve the metal into a fine powder, safely absorbed back into the hydrogel. This reaction also neutralizes the sulfuric acid leaving it harmless and easy to wash off with warm water and soap.



Step 2: With your other hand, hold a coin up and announce that you will now perform a miracle.

Step 3: Place the coin into your prepared hand and close your fingers tightly around it.



Step 4: Wiggle your fingers to sense the progress of the chemical reaction. The coin will feel rubbery at first, and then eventually gritty like sand. At this point you can open your hand, wiping away any excess gel to avoid suspicion.

Take your bow, you've performed a miracle!

For additional bottles of Ultra Gel visit a high-quality magic shop near you, or send a self-addressed padded envelope and a check for \$37.00 (per bottle) to Chemistry is Magic, PO Box 1089, Elephant Butte, New Mexico, 87935. All orders take 1-2 weeks to process.

NanoCarbon® Coin Vanish by Marlon Eddie

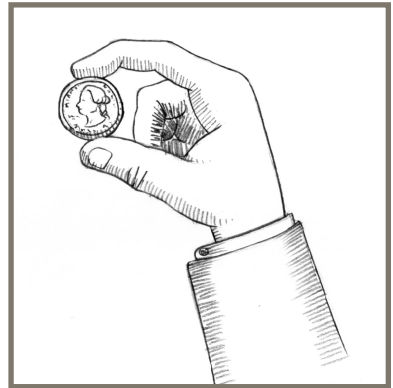
Copyright 2007, *Chemistry is Magic*. All rights reserved.

The Effect: The magician rubs a coin between his fingers and it vanishes without a trace.

The Secret: You've been provided with 12 special NanoCarbon® Shell Coins, each individually vacuum sealed. The hollow coins have a strength-to-weight ratio of a whopping 10,000 to 1! The nano honeycomb structure of NanoCarbon® keeps it quite rigid, but when exposed to air and bodyheat simultaneously it quickly decomposes into harmless carbon dust.

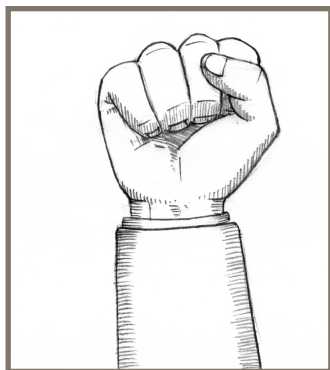
Step 1: Just before performing, take the NanoCarbon® Shell Coin out of its container, and hold it by the edges to minimize premature decomposition.

Step 2: Display the coin to your audience and direct their attention to your hand. Dramatically take the coin into your other hand and close your fist.



Step 3: Wiggle the fingers of your fist to both agitate and warm the surface of the coin, which will speed up the reaction.

Step 4: When you can't feel the coin anymore, open your fist and quickly rub your hands together to eliminate any residual carbon dust.



Take your bow, you've performed a miracle!

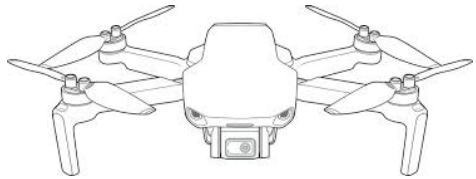
For additional NanoCarbon Shell Coins visit a high-quality magic shop near you, or send a self-addressed padded envelope and a check for \$36.00 (per dozen coins) to Chemistry is Magic, PO Box 1089, Elephant Butte, New Mexico, 87935. All orders take 1-2 weeks to process.

Drone Delivery by Timothy Fearson

Copyright 2018, Penguin Magic, Inc.

The Effect: The magic maker has 3 members of the audience take cards and look at them while his back is turned. He then turns around and one-by-one reads each of their minds, revealing the cards they're thinking of with 100% accuracy.

The Secret: You have been provided with a TX-10® mini surveillance drone. Its small size, hi-def camera and silent operation make it ideal for magic tricks. When deployed, it will hover silently at 100m altitude and using its on-board computer vision processor, automatically detect and transmit photos



TX-10® mini

to the companion smartphone app. The TX-10® has a “follow-me” feature that you will direct at your participants, and an object detection feature with a multitude of options. In this trick, we will use the default setting, detecting playing card identities. Playing cards are one of the easiest objects to detect due to their uniform design, however you may use other objects if desired (See TX-10® User Manual p47). All of this happens while your back is turned. You will have ample time to look at your phone under the pretense of “not peeking.” All cards chosen (any number of spectators) will be clearly visible within a few seconds.

Step 1: Carefully read the provided TX-10® User Manual before operating. This will explain proper care, and describe all features in more detail.

Step 2: Remember to charge your TX-10® before each performance with the provided USB charging cable only*. The light will glow green to indicate it's fully charged. Update firmware to latest version (See TX-10 Quick Start Guide)

* Using unauthorized cables will void warranty.

Step 3: Choose your launch point carefully. The drone will need to return to it after the performance so be sure it will be clear of clutter.

Step 4: Lay the drone on a flat surface and tap the “follow-me” button in the app and the drone will launch, elevate to 100m and follow you.

Step 5: Once near your targets, open the app and tap each of their heads from the top-down display. When you see a white square appear, tap “follow-me” and the TX-10® will now follow your spectators. Tap multiple people and the TX-10® will keep all of them in frame.

Step 6: Have 3 cards chosen, and turn around. Tell your spectators to “look carefully at the card and show each other.” This will cause them to be casual enough that the TX-10 will have a chance to glimpse the cards.

Step 7: When you see the white squares around your spectators' heads change to card identities, you will know the

cards have been identified. If a card doesn't appear, you may need to ask them to "show each other your cards again so you don't forget."

Step 8: Before closing the app, tap "Go Home" and TX-10® will return to the landing site from Step #3.

Step 9: Now that you know the cards' identities, in as dramatic a fashion as you can muster, turn around and one-by-one, gesture as though you're receiving invisible brainwaves and then announce the chosen cards.

Take your bow, you've performed a miracle!

Notes: When performing in the evening, set your TX-10® to Night Mode. The TX-10® is harder to see in the dark, so it can hover at lower altitude to compensate for the reduced visibility.

When performing on stage, the TX-10® will automatically stay 10cm from the ceiling, and is ideally used behind the curtain under the catwalk.

With care, your TX-10® will last you many years. For replacement TX-10® charging cables, batteries, or to upgrade to a 25x macro lens, visit www.PenguinMagic.com

Sensational! by Alvo Stockman

Copyright 1980, Penguin Magic Inc. All rights reserved.

The Effect: A card is chosen and returned to the deck. The miracle worker attunes his hand to the vibrations of 4th dimensional wavelets and is able to sense which card is the chosen one without fail.


The Secret:

Step 1. Spread a deck of playing cards and have your spectator choose one.

Step 2. Tell them to remember and return it.


Step 3. While they are returning it, pay attention to the section of the deck they return it to (Near the bottom, near the top, middle).

Step 4. Cut the deck into 3 piles on the table, remembering which one the chosen card is in.



Step 5. Briefly hold your hand over each pile, and claim that you're getting a tingling sensation when your hand is over the correct pile.

Step 6. Spread the pile face up on the table, making sure to feel the temperature of the cards as they contact your fingertips. The chosen card will feel noticeably warmer than the rest. Silently remember the identity of this card.



Step 7. As in step #5, wave your hand slowly over the face-up cards and move it along the full length of the spread once or twice before settling on the chosen card. Again mention sensing a vibration. Pick up the chosen card and ask if it is the correct one. It is.

Take your bow, you've performed a miracle!

Notes: As with all worthwhile magic, this trick will take practice to master. After a few private rehearsals you will find it quite easy to feel the difference between cards that have been recently handled and those that haven't. And remember, never reveal the secrets to your magic!

Now for the real instructions..

Disclaimer: If you have a preferred method for any of these tricks, use it. It won't affect the impact of the "Dupe."

Rats in Broad Daylight

This is your basic 3-out prediction. Print out the rats (preferably on thicker stock), and print out the "cover" image. Write an X on the back of the crazed rat (ideally behind the rat itself so it doesn't show through), then write "White rat" (with the 'W' looking kinda scribbly) on the back of the cover insert, and have a small square of paper in the bag that says "You will choose the black rat". Put everything into a small ziplock bag, and carry the pen with you.

Ask your spectator if they'd like to see something unusual. Try to sound suspicious.

After they answer, so "interesting..." and pretend to write down a prediction under the table or with your back turned.

No matter what they say, reveal the correct prediction.

At this point say something like "wow, it really worked" then when they're curious, share the Dupe with them.

Offer to let them to borrow the magic kit if they like. Before handing it over, make a couple modifications:

1. If they chose the white rat, put an X on the other 2 rat cards and remove the black rat prediction.

2. If they chose the black rat, put an X on the other 2 rat cards and scribble out the White rat prediction.
3. If they chose the crazed rat, scribble out the white rat prediction and remove the black rat prediction.

Ultra Vanishing Coin

Grab one of those travel re-usable lotion bottles, fill it with your preferred hand lotion, and you're ready to go.

Do your favorite coin vanish while the Dupe is on the table. (my favorite for this particular Dupe is to lap the coin off a table.)

Again, at this point either "accidentally" leave the Dupe on the table or say something intriguing like "I still can't believe this stuff works."

Nano Carbon Coin Vanish

Get a few really small zip-lock bags (like 1") and put a quarter in one of them. Have a few more empty bags in your pocket. (Oh no, you'd love to do it again, but that was your last coin!)

Ask if your spectator would like to see a cool trick.

Do your favorite fingertip coin vanish (a french drop is fine), wiggle your fingers in your closed fist for a good 5 seconds, then open them and brush your hands off.

Drone Delivery

Force 3 cards using your favorite method, then proceed as directed in the Dupe.

Sensational!

Force a card using your favorite method so you know what the card is, but really do pay attention to which 1/3 of the deck your spectator returns it to. This Dupe is fun because part of the method is genuine. After isolating the correct pile, spread the cards and act like you're trying to feel the cards' temperature. Finally, reveal the correct card.

For this trick I recommend giving the Dupe as a souvenir.

I hope you have fun adding Dupes to your existing magic tricks. It will add a new dimension to the magical experience you create, and create a new layer of mystery for your audiences to sail through.

Alvo Stockman